

ANDRE VA3IER.com

Contact me at the following

I understand my formatting skill are extremely poor. A work in process

— my biggest joy would be to setup one of the Raspberry Pi and install this WIKI interface also.

COMPLETED

- MESHchat installed
- Nodes
- Long range nodes connect

.

.

NEXT - ToDo

- Long range nodes connect. ie.Dishes, 2.4g,5g
- Setup tunneling with someone. (Afraid)
- WIKI interface (website based, Local node)
- FREEPBX
- CAMERA

.

VE3SP.com - Toronto, Ontario, Canada

Instagram Follow : here - <http://www.instagram.com/VE3SP>

Twitter Follow : here - <http://www.twitter.com/VE3SP>

<http://www.VE3SP.com> // <http://www.VE3SP.ca>

<https://aredn.blogspot.com/> // in process

<http://www.AREDN.ca> - (not setup yet)



<http://www.bit.ly/callsigncan> Canadian Call-Sign Search

<http://www.bit.ly/callsignusa1> USA Call-Sign Search

<http://www.bit.ly/callsignusa> USA Call-Sign Search



HAMshack Hotline Details

HHUS, HHUX, HHX - using spa525, OBI, ATA, Grandstream

Contact Phone:

55-000-000-14

55-000-000-19

61-000-000-49

List of Tunnels

- see URL Toronto shortcut links below for Nodes on maps.

VA3YYZ-HAP-1	aredn.ca	VA3YYZ-AR300M-16-yagi2.4	contact: VA3YYZ@aredn.ca
VE3SP-HAP-2	aredn.ca	VE3SP.com-Mik-RB-952-hep	contact: VE3SP@aredn.ca
VA3AGV-HAP-3	aredn.ca	VA3AGV.com-AR150-yagi2.4	contact: VA3AGV@aredn.ca
J35V-HAP-4	aredn.ca	J35V.com-AR150-yagi24-175	Caribbean GRENADA

EXAMPLE:: - GRENADA node - www.bit.ly/aredngrenada

.a bit stressed to get setup quick, but extremely slow process

+5 MORE NODES Mik-RB-952-hep .

AREDN LINKS

short links created (2 years ago): (short links CAs)

DOWNLOADS AREDN - <http://www.bit.ly/AREDN>

AREDN devices - Supported Platform Matrix - <http://www.bit.ly/aredn>

..



MAPS shortlinks

EXAMPLE:: **Caribbean GRENADA node**

www.bit.ly/aredngrenada

Toronto

<http://www.bit.ly/aredntoronto> Toronto zoom

<http://www.bit.ly/aredntoronto1> Toronto zoom x2

<http://www.bit.ly/aredntoronto2> Toronto zoom x4

BC

<http://www.bit.ly/arednbc> BC

<http://www.bit.ly/arednbc1> BC

<http://www.bit.ly/arednbc2> BC needs update

<https://bit.ly/arednve7le> Ted VE7LEE

.

ABOUT ME

Radio Aficionado - Radio Frequency Spectrum Operator Toronto Ontario, Canadian (Amateur, HAM) Operator

I purchased the domain and created groupsio 7 years ago.

Unordered List Item

- HF - IC7300.com, FTDX10.com, FT991a.com
- VHF, IC9700,
- UHF - FT3DR.com, FT5DR.com, ID52a.com
- Brandmeister, (Groups.io/g/Brandmeister)
- DMR, SL7550, XPR7550, XPR5550
- C4FM Fusion, DR1X, FT2DR, etc.
- NXDN iDAS, ICOM-6160,
- P25, Moto XTS, XTL, APX, (Groups.io/g/p25)
- AREDN, HSMM HAMNET, (www.AREDN.ca)
- Othernet,
- RaspberryPI, ver3, ver3b+, ver4
- MMDVM - openspot (Groups.io/g/hotspots)



UHF - CUS-A44911S, 440-450 Mhz, 11 ELE YAGI

VHF - A144S5 & A144S10 2 Meter Yagi Antenna

VHF/UHF - (3 units) DIAMOND x50 ANTENNA (1 =so259 - 2 =N-connector)

Cushcraft 26B2 VHF Base Antenna

.

Raspberry Pi 4

Raspberry Pi 4 - may test or consider the 3b+ setup also.

I have a setup and config a unit

RaspberryPi 4/8meg VE3SP CNC Aluminum case - Ubuntu 21.10

<https://www.ve3sp.com/2021/07/raspberrypi-4-windows-11.html>

RaspberryPi 4/8meg VE3SP CNC Aluminum case - Ubuntu 21.10



in the process project, fantastic help from Patrick VA7FI.

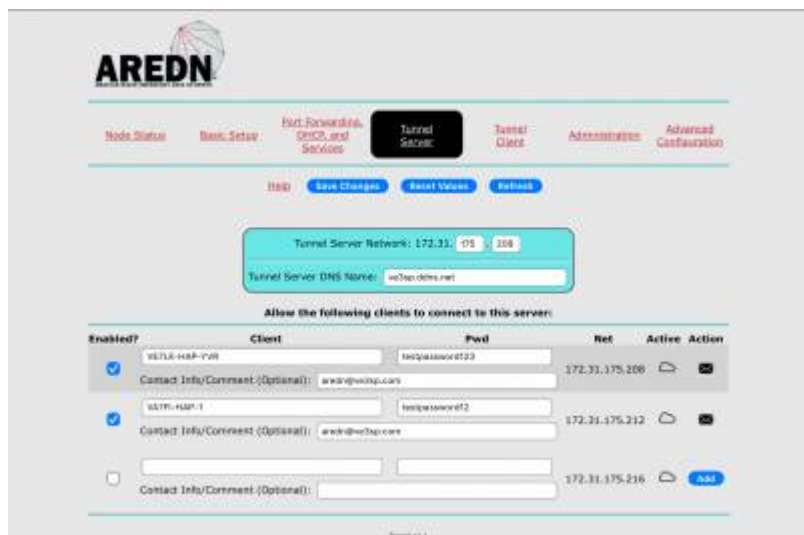
Tunneling

tutorial

<https://wcairedn.ca/starting/tunneling/home>

ve3sp setup to (1) one unit.

See link MikRB952 node - <https://www.ve3sp.com/2022/04/aredn-amateur-radio-emergency-data.html>



need to connect to a few persons to understand the user interface.

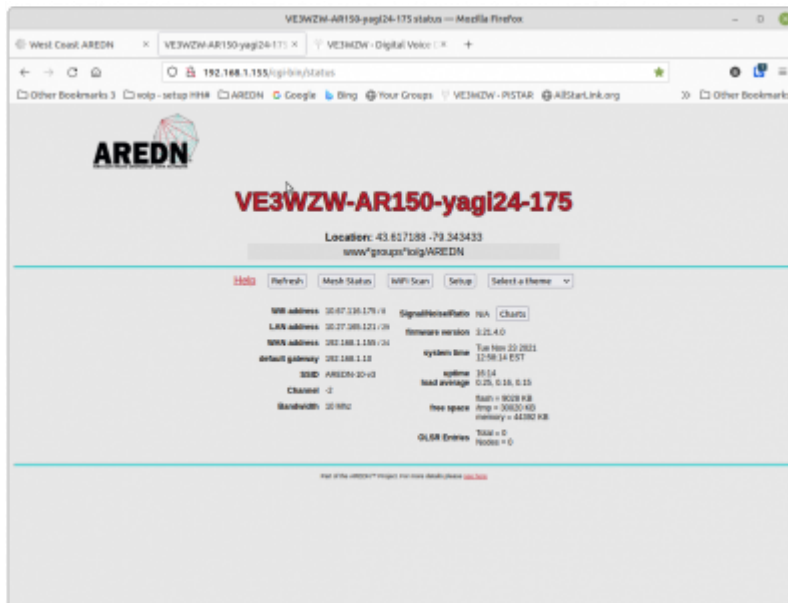
GL iNet AR150

GL iNet AR150

Setup the GL iNet AR150

- my unit is setup deployed with 2.4 yagi on an aluminum post for testing the area of Toronto Ontario Canada.

<https://www.va3agv.com/search?updated-max=2020-07-15T20:55:00-04:00&max-results=15&start=15&by-date=false>



Setup the GL iNet AR150

see John VE7JEY notes

<https://wcairedn.ca/setups/ve7jey/home>

note to self a fantastic resource, have to check out and focus on his work.

place holder

GL iNet AR750 (slate)

GL iNet AR750 (slate)

Setup the GL iNet AR750

Install AREDN onto this unit as it is sitting around un-used.

<https://www.va3agv.com/search?updated-max=2020-07-15T20:55:00-04:00&max-results=15&start=15&by-date=false>

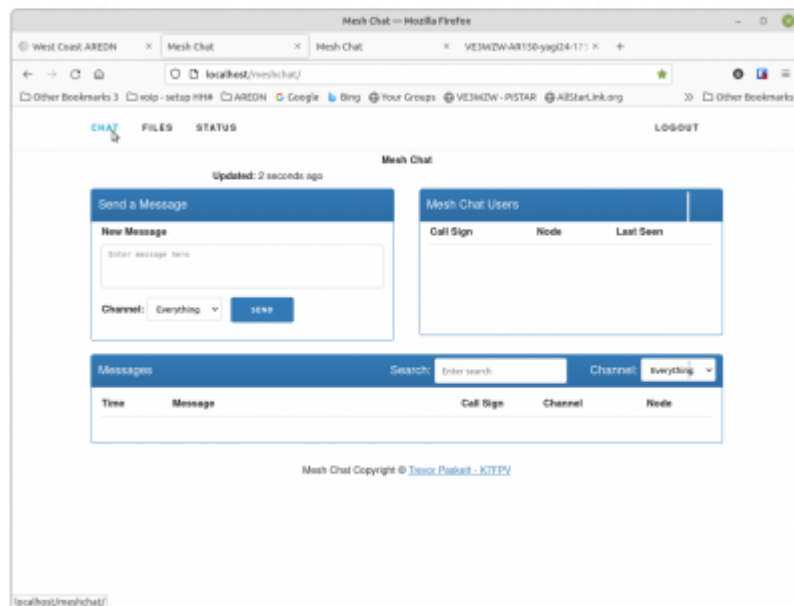


place holder

MESHCHAT setup config

MESHCHAT setup config outstanding

installed but not connecting.



More Resources

place holder for the following

NPR-70

setup

config

More Resources

place holder for the following

DISHES

tba

From:
<https://wcarendn.ca/> - **West Coast AREDN**

Permanent link:
<https://wcarendn.ca/setups/ve3sp/home>

Last update: **2022/05/04 20:26**

